

Orange County  
Model A Ford Club



THE

DISTRIBUTOR

55 Years




Volume 57, Issue 6

June, 2017

Editor Tissy Smith-Hatcher

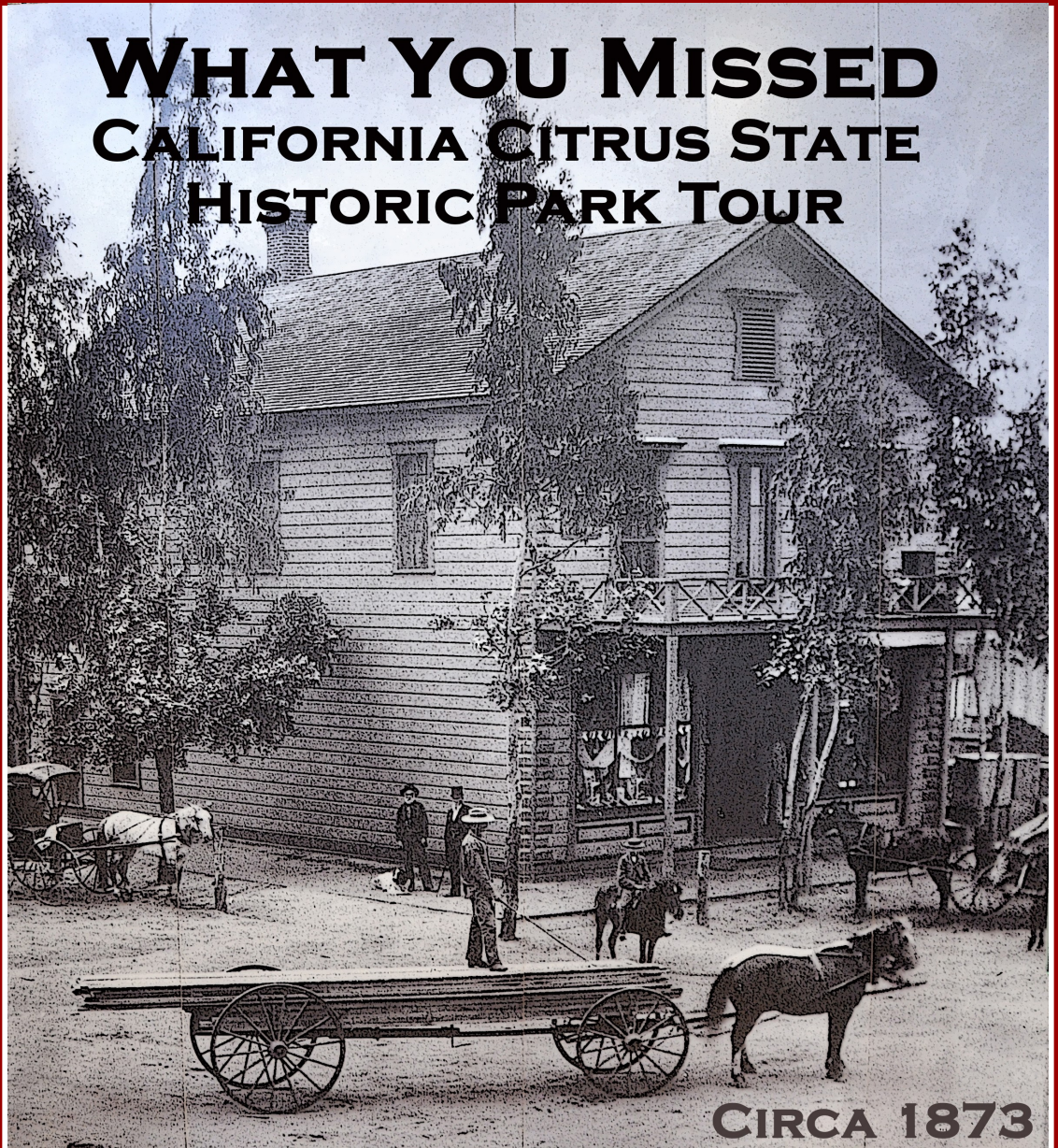
In July, we will be having a picnic in place of the General Meeting. More details to follow.



**Inside this issue:**

President's Message/ Sunshine & Sorrow	2
Tours & Activities/ Calendar/Swap Meets	3
Board Member Contact Info General Meeting Minutes	5
The A Team to the Rescue	7
Q&A Section	9
California Citrus State Historic Park Tour	11

# WHAT YOU MISSED CALIFORNIA CITRUS STATE HISTORIC PARK TOUR



We have not one, but TWO technical seminars this month. Check them out in this edition.

## President's Message

May was very busy Model-A month. We started the month off with a tour at Muzeo Museum, in Anaheim. Norm and Lori Kredit had their Model-A on display. Frank Reese hosted a Technical Seminar on installing brake floaters. Carl Pease has installed them before, so he was elected to show the rest of us how to install them.

Rick and Louise Hall put together a great tour to California Citrus State Historic Park, in Riverside. We had twenty-three club members and eight Model-

A's. After a guided tour of the citrus groves, we enjoyed a picnic lunch in the park. Thank you Rick and Louise.

On Sunday the 21<sup>st</sup>, we attended the Concourse D'Elegance Car Show at the Muckenthaler, in Fullerton. Our club had twelve members and seven Model-A's. The weather was a little on the warm side, but I think everyone had a good time. I know I did!

We start every month with the 1<sup>st</sup> Saturday Breakfast and end it with the 4<sup>th</sup> Thursday Breakfast. They both seem to get bigger each month and May was no exception. I guess we just like to eat and socialize.

Our last event of the month will be the Fairhaven Memorial Day Celebration.

The "A" Team has been busy lately, so come join the "A" Team, lend a hand, or some knowledge. It's very satisfying to come together to help get another "A" back on the road. Don't forget the Henry Ford picnic on Sunday June 25, hosted by the Diamond Tread Chapter.

See you at the 1<sup>st</sup> Saturday Breakfast and the next meeting. One more thing, check the club website calendar for upcoming events and event photographs. Don has posted a lot of new photos.

Be safe,  
Jim



**Jim Runyon, President**

**MODEL A**  
Roster Raffle

**CURRENT JACKPOT 40 DOLLARS**

If the roster jackpot grows to \$100, and the name pulled is not at the meeting, a second name will be pulled; should it get to \$200, up to 4 names may be called each month until a winner is in attendance.

## SUNSHINE & SORROW

By Pam Heiland



Another busy month for our club. Gary Chambers was unable to attend our May meeting due to illness. Tissy Smith was also under the weather. Cards were sent to both of them and we hope they are both over their "bugs." I found out at the meeting that Red Sickman had been in the hospital for about a week. Doctors were not sure what his problem is. A get well card was sent to his home. If anyone has an update on Red, please let me know.

Now for some good news...Dom and Toni Cimarusti have a brand new granddaughter. Congratulations!

A short quote from James W. Kennedy

"What really matters is what happens IN us, not to us"

## Upcoming Tours and Activities Calendar



**Jun 3 (Sat)** First Saturday Breakfast BS Session ~ 8AM at The Katella Grill, 1325 W Katella Ave, Orange

**Jun 3 (Sat)** Garage Sale at John & Dorothy Knox's, 1146 N Puente St, Brea 92821



**Jun 8 (Thu)** General Meeting will be at 7:30PM. Guests are always welcome.

Board meeting at 6PM



**Jun 10 (Sat)** Technical Seminar on tune-ups at 9:30am at Frank Reese's home, 19931 Glenhaven Dr, Yorba Linda, 92886, 714-348-

2507



**Jun 17 (Sat)** Technical Seminar at 9:30am on valve seat regrind at Phil Joujon-Roche's garage, 1019

Grandview Ave, Fullerton 714-747-0163



**Jun 22 (Thu)** Fourth Thursday Breakfast 8:30AM at Woody's Diner, 7871 Warner Ave, Huntington Beach, 92647. For info contact Terry Collings at 714-970-7194

**Jun 22-24** Northwest Regional Meet, Coos Bay, in Sparks, NV, www.ncrgmafca.com

**Jun 24-28, 2018** MAFCA's National Convention

**Jun 25 (Sun)** Henry Ford Picnic, at Heritage Park, 12100 Mora Dr, Santa Fe Springs, 10am-3pm, \$12/ per person



**Jul 1 (Sat)** First Saturday Breakfast BS Session ~ 8AM at The Katella Grill, 1325 W Katella Ave, Orange

**Jul 1 (Sat)** Ed & Patty Cote's annual 4th of July party, starting at

1pm, 2435 Bonnie Brae, Santa Ana, CA 92706

**Jul 9 (Sun)** 24th Annual All Ford Family Picnic & Car Show, 8a-2p, Atascadero Lake Park Zoo, Questions call 805-227-6930



**Jul 13 (Thu)** General Meeting will be at 7:30PM. Guests are always welcome. Board

meeting at 6PM

**Jul 14-16** Harbor Club's "Solvang Drive 'N Dine". More info to come.



**Jul 27 (Thu)** Fourth Thursday Breakfast 8:30AM TBD For info contact Terry Collings

at 714-970-7194



**Oct 1-6** MAFCA National Tour in Paso Robles (Paso Robles to San Francisco)

## Swap Meets/Car Shows

**Jun 3 (Sat)** HB Concours Rod & Custom Show, Huntington Beach Central Park, 7111 Talbert, Huntington Beach, 9am-2pm

**Jun 4 (Sun)** Pomona Swap Meet & Classic Car Show, 5AM-2PM, Pomona Fairplex, Fairplex Drive and McKinley Ave, Pomona 91768 Enter at Gate 17.

**Jun 9-10** Model T Club Swap Meet, Western Little League Headquarters, San Bernardino. Friday noon-dusk; Saturday 6am-3pm

**Jun 11 (Sun)** Long Beach Hi Performance Swap Meet & Car Show, Veterans Stadium, 5000 Lew Davis St., Long Beach, 6am-1pm

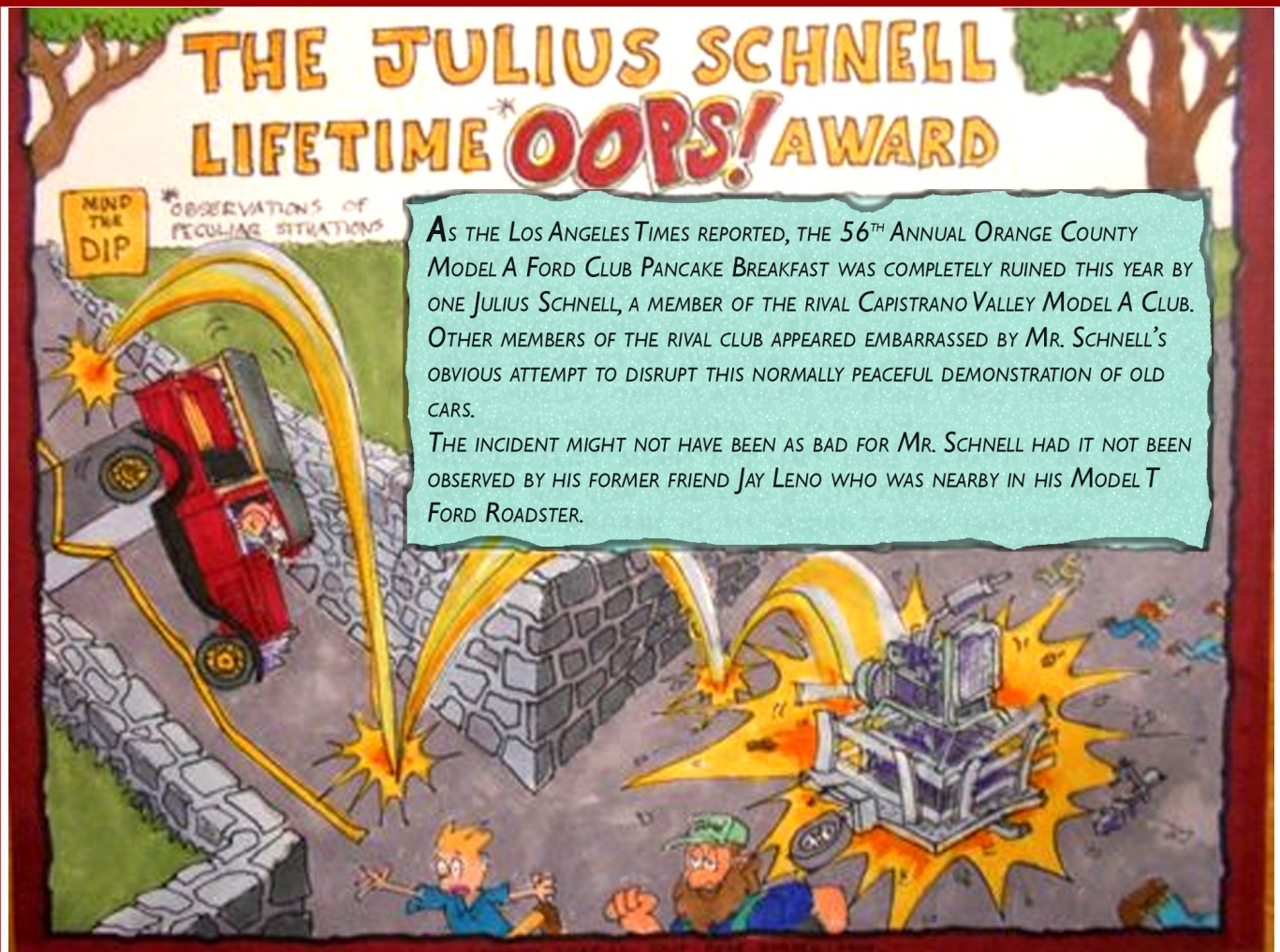
**Jun 18 (Sun)** Hephatha Lutheran Church Car Show, 5900 E Santa Ana Canyon Rd, Anaheim Hills, 92870, 9am-11am

**Jul 9 (Sun)** Long Beach Hi Performance Swap Meet & Car Show, Veterans Stadium, 5000 Lew Davis St., Long Beach, 6am-1pm

**Jul 22 (Sat)** Long Beach Model T Club, Veteran's Memorial Stadium, 5000 E Lew Davis St., Long Beach, 7am-? contact Jeff Hood 562-597-5936

**Aug 6 (Sun)** Long Beach Hi Performance Swap Meet & Car Show, Veterans Stadium, 5000 Lew Davis St., Long Beach, 6am-1pm

**Aug 12 (Sat)** Rock 'n Roll Car Show, Rock-Ola Jukebox Factory, 2335 208th St, Torrance, 10am-2pm



AS THE LOS ANGELES TIMES REPORTED, THE 56<sup>TH</sup> ANNUAL ORANGE COUNTY MODEL A FORD CLUB PANCAKE BREAKFAST WAS COMPLETELY RUINED THIS YEAR BY ONE JULIUS SCHNELL, A MEMBER OF THE RIVAL CAPISTRANO VALLEY MODEL A CLUB. OTHER MEMBERS OF THE RIVAL CLUB APPEARED EMBARRASSED BY MR. SCHNELL'S OBVIOUS ATTEMPT TO DISRUPT THIS NORMALLY PEACEFUL DEMONSTRATION OF OLD CARS.

THE INCIDENT MIGHT NOT HAVE BEEN AS BAD FOR MR. SCHNELL HAD IT NOT BEEN OBSERVED BY HIS FORMER FRIEND JAY LENO WHO WAS NEARBY IN HIS MODEL T FORD ROADSTER.

Happy  
4<sup>th</sup> of  
July!

 **Come to**   
Ed & Patty Cote's  
annual party. It will be  
held on July 1<sup>st</sup> starting  
at 1pm  
2435 Bonnie Brae  
Santa Ana, CA 92706

**2017 BOARD MEMBERS**

**President** – Jim Runyon  
714-527-1829/jamesfrunyon@aol.com  
**VP/Activities** – Frank Reese  
714-970-6262/Rfrust34@yahoo.com  
**Secretary** – Norm Kredit  
714-635-3335/leorakredit@yahoo.com  
**Treasurer** – Marilyn Singer Hawkins  
714-730-4026/jmsinger@pacbell.net  
**Technical** – Ken Blankshain  
714-392-1438/ken.blankshain@gmail.com  
**Editor** – Tissy Smith-Hatcher  
714-546-8554/tismith@cookseylaw.com  
**Immediate Past President** – Don Ratzlaff  
714-529-5062/wadedon@pacbell.net

**COMMITTEES**

**ACCC Representative** – David Knapp  
(949) 243-5210/dknapp@dslextreme.com  
**Breakfast Committee** – Terry Collings  
714-970-7194/mtcollings@sbcglobal.net  
**Club Greeter** – Doris Marshall  
310-378-5061/dandd51@gmail.com  
**Election Chairperson** – Joe Goff  
949-768-4627/joe@abt-tax.com  
**Historian & Librarian** – Steve Pavich  
714-963-2633/spavich@socal.rr.com  
**Membership Chairperson** – Scott Limbrock  
948-981-8776/sbk@cox.net  
**Merchandise Director** – Cathy O'Brien  
714-777-0771/ylgsrden@aol.com  
**Pancake Breakfast Setup & Coordination** –  
Frank Reese, 714-970-6262/Rfrust34@  
yahoo.com and Don Ratzlaff, 714-529-  
5062/wadedon@pacbell.net  
**Raffle** – Ed Cote  
714-542-6161/patricia.cote@att.net  
**Refreshments** – Carolyn Ratzlaff  
714-529-5062, dcratzy@gmail.com and  
Dianne Runyon 714-390-1528/  
jamesfrunyon@aol.com  
**Regional Representative, SCRG** –  
Carolyn Ratzlaff, 714-529-5062,  
dcratzy@gmail.com  
**Sunshine & Sorrow** – Pam Heiland  
714-417-3111/colapam@sbcglobal.net  
**Web Master** – Chris Enright

**Please Note: Some information contained in our newsletter has been reprinted from other newsletters; we thank and acknowledge them.**

**General Meeting Minutes****OCMAFC General Meeting****Thursday, May 11, 2017****Wade Education Center at CHOC**

**48 in attendance. There are 159 members currently**  
Meeting was called to order by President Jim Runyon.

Flag salute was given and new guests were welcomed by Doris Marshall.  
The minutes of April 22 as printed in the newsletter were approved.

Treasurer Marilyn Hawkins reported on donations to Children's Hospital of Orange County, Ronald McDonald House, and to Central California Regional Group.

Everyone was thanked for their contributions to the success of the Pancake Breakfast, especially Frank Reese, Richard Bolls, Don Ratzlaff and Mark Schwing.

A tour discussion led by Frank Reese and Rick Hall described the travel to the California Citrus State Historical Park. Rick and Louise put the tour together and gave details for the outing on May 20.

May and June are full of automotive shows and activities, which Frank reviewed. Of special mention is the Community Church of Fullerton's Veterans' lunch and car display on June 27. The chapter is invited. Contact Pam Heiland for details. Cars need to be there by 10:00 A.M. and lunch begins at 11:15. May 21, Sunday, is the Muckenthaler Concours car show. Cars will participate in a group convoy from the Hotel Fullerton to the Fullerton Police station and then parade into the show display area at the "Muck".

May 25, at 8:30A.M., Terry Collings has arranged the Fourth Thursday Breakfast at Polly's on Tustin in Santa Ana.

Memorial Day, May 29, is the Fairhaven Veterans' Memorial Celebration in Santa Ana. Cars should be there at 7:00 A.M. for display. They always have a wonderful program.

June activities will be a work shop on replacing a water pump at Frank Reese's home. There is also a possible tour of the fire station and harbor in San Pedro.

July 1<sup>st</sup> will be the regular BS breakfast at the Katella Grill at 8:00 A.M. but also on the same day the 4<sup>th</sup> of July ice cream social at the Cote's. Note the day and time. 1:00 P.M. Thank you, Edward and Patricia.

Long term in October a trip to Idyllwild may work out again.

Sunshine and Sorrow had good news by announcing the promotion of Dominic Cimarusti to New Grandpa. Ed Cote is recovering well.

Richard Parrish claimed the broken Hard Luck Trophy and took it home to fix. Thank you, Richard.

Drawings were held for attendance and Pam Heiland drew her own name. Ed's hat needs to be checked.


Membership drawing was raised to \$30 since there was no winner.

A special auction of a donated unclaimed rebuilt distributor and new aftermarket pickup tail lights was conducted by Ed.

Thanks to Karen Gaynor and Sheila Plotkin for the wonderful refreshments, all went home with something to carry in hand or in their stomach.


Meeting Adjourned 9:45

Norm Kredit, Secretary



**Talk to the "A TEAM"**  
**Need Help? Willing to Help?**

24th Annual  
**All Ford Family Picnic and Car Show**  
 Sunday July 9, 2017  
 8:00 am to 2:00 pm  
 Atascadero Lake Park and Zoo  
 Sponsored by:  
**The Early Ford V8 Club**



TROPHIES - RAFFLE PRIZES - DOOR PRIZES  
 \$20.00 donation per car  
 A great venue under the large shade trees

Come enjoy a great BBQ by the KIWANIS CLUB  
 and  
 Live Music provided by CREOLE SYNCOPATORS Jazz Band  
 Highway 41, Morro Road, 3 miles West of Highway 101, Atascadero Ca.  
 Questions? Contact the Early Ford V8 Club, PO Box 1911, Atascadero, CA 93423  
 Call 805-227-6930

An advertisement for a technical seminar. At the top, a red and blue banner reads 'TECHNICAL SEMINAR' and 'FIRST TUNE UP'. To the left is an oil gauge labeled 'OIL' and to the right is a fuel gauge labeled 'FUEL'. The text in the center reads: 'June 10th 9:30am Frank Reese's Home 19931 Glenhaven Dr, Yorba Linda 92886'. At the bottom, there is an illustration of a dark blue vintage car with 'A TEAM' on the license plate, a mechanic in a blue cap and orange shirt holding a red fuel nozzle, and a red and black power tool.

## The A Team to the Rescue

By Terry Carey

In November, I took apart a perfectly running roadster pickup for painting. I did so with great trepidation, as my mechanical skills are a might rusty, but Don Ratzlaff assured me that he had a group called the “A Team”, who would help me get it back together.

On May 21<sup>st</sup> I got the chassis and bed back from the paint shop, and had a crisis as we had fenders in the living room, a top in the storage room, the hood in the garage, and you could not move in our house without stepping on or over truck parts. I put a panic call into Don, followed by two emergency e-mails. He called me back on Wednesday and came over to look at the project. Thursday he e-mailed me that he had found four members to help with the assembly project.

At 8:45am, Jim Runyon came up my driveway, followed by Don, Rick Hall, and Carl Pease. They set to work immediately, with a minimum of grousing about the cheap welting I bought, and the aftermarket radiator splash pan that took two hours in itself to fit, due to its Chinese origin. I spent most of the day doing hardware runs, while they labored mightily to reassemble my baby. Carl and Rick had to leave mid-afternoon, but Jim and Don stayed past 5pm finishing up. When they quit, I had a running truck. There is absolutely no possibility that I could have gotten it back together in my lifetime.

I find it hard to express my gratitude to those folks who shared their knowledge, expertise, and plain hard work to help out a fellow club member. I will be making a small cash donation to the club to demonstrate my appreciation of those generous and skilled members who helped me out of an impossible situation.



Deadline for submissions for the next **Distributor** is June 25, 2017  
 Submit all articles and ads to [tismith@cookseylaw.com](mailto:tismith@cookseylaw.com) or mail to P.O. Box 10595 Santa Ana, CA 92711

## Technical Seminar June 17<sup>th</sup> at 9:30am

*Phil Joujon-Roche's garage  
1019 Grandview Ave,  
Fullerton, 714-747-0163*



## Valve Seat Regrind

*Model B engine needs help!*  
Due to a small indent in the block, this engine had water leak into the intake valve area of # three cylinder. This indent is now filled with J-B Weld. The valve seat needs to be re-ground and a new valve installed. John Hollins will be there with his valve seat grinder. Then the rest of the crew will adjust the valve clearance, lap the valves, and install the head.

*Bring a chair as seating is limited.  
Coffee and doughnuts provided.*

John & Dorothy Knox are having a garage sale with many Model A items

1146 N. Puente St.  
Brea, CA 92821-2223

Contact John w/questions  
562-697-2545



## Q&A Section

### IDLE AIR ADJUST

#### Question:

When you turn the carburetor **air adjustment screw** in (clockwise), are you making the mixture richer or leaner? My 'A' has a tendency to want to stall when you slow down to turn a corner and have the clutch in to shift into second gear. I have set the idle up higher than it should be to avoid the stall problem. Does this seem like an idle mixture that is too lean or too rich? I have heard both opinions expressed.

#### Answer:

The carburetor air adjustment affects idle air mixture only. For this adjustment to work correctly you must have no air leaks around the manifold gasket (intake side), at the carburetor or vacuum line. Many times the throttle shaft in the upper housing of the carburetor is worn and allows air to be drawn in around the shaft.

To make correct adjustment of idle air adjustment screw begin by turning the idle air screw all the way in (clockwise) to the seat (lightly) and then back out (counter-clockwise) 1-1/2 turns. With the spark lever in the full retard position, bring the engine to an idle. Lean the carburetor mixture a little by adjusting the dash adjusting knob for no more than 1/4 turn open. Now turn the idle air screw in slowly until the engine starts to stall (Note the position of the screw). It should cause the engine to start to stall out about 1/4 turn in (counter-clockwise) from where you started. Now slowly turn the screw counter-clockwise until the engine starts to stall again. Then turn back counter-clockwise to a point in between the two stall points. This should be about 1-1/2 turns from the seat.

Turning the screw **clockwise** reduces the air mixture to the idle fuel, making it a richer mixture (less air). Turning the screw counter-clockwise increases the air mixture, there by providing a leaner fuel mixture. If the screw has little or no effect it means you either have an air leak in the idle circuit (usually caused by too much wear around the throttle shaft) or if you have a windshield wiper vacuum line you may have a leak in that line. Put a 1/8" brass pipe plug in the intake manifold vacuum connection to plug it off for testing (1930/1931 only with vacuum wipers).

The problem you describe can also be caused by float level set too high. When the float level is too high the fuel level in the jets is too high and causes a rich mixture when engine vacuum is reduced (as when slowing down to turn a corner). The rich mixture floods the carburetor, causing it stall or quit at reduced speeds.

-- **Les Andrews**, 1998 Technical Director UPDATED 9/1/16

### GAS TANK REMOVAL

#### Question:

We are preparing to remove the fuel tank on our 31 Model A and have it cleaned. What is necessary in removing tank? The engine, transmission and floor board are already out of the car. Our books and manuals do not seem to answer this question for us. Also, is it recommended to have a coating on the inside of the tank? The tank does not leak but does have the usual rust inside. If a coating is put in tank, what kind and how is it applied?

#### Answer:

To remove the gas tank, remove the instrument panel along with the speedometer cable and the harness wires that go through the trough on the bottom of the tank. Then remove the 7 screws that attach the dash rail and remove the dash. Then remove the windshield (8 screws in the header under the top hinge) and windshield post brackets (2 screws on each side), remove the steering column support bracket, the 2 inside cardboard cowl panels, and remove 2 'C' clamps that hold the bottom flange of the tank to the side cowl panel.

Then remove the 12 bolts along the top flange (behind the dash panel), remove the front cowl band, attached to the body at both ends. Remove the 10 pan head screws and lock (Continued on Page 11)

# California Citrus State Historic Park Tour May 20, 2017

By Kathie McCall

Who knew? There is a beautiful 250-acre citrus grove in Riverside just off Van Buren Boulevard. Rick and Louise Hall, having visited the State Park in the past thought it would be a great local tour for our members, and it definitely was. The Halls mapped out the tour route by driving it again and planning every detail starting with the new meeting place at Panera Bread on Santa Canyon Rd in Anaheim. 8 Model A's and 2 "modern" cars headed out right on time after coffee and breakfast if desired, blending in with Saturday traffic for a short time on the '91 freeway and



winding through Corona and Riverside on surface streets, arriving at the park within 1 1/2 hours. We were directed to the museum and gift shop where we snagged a volunteer docent willing to take our group of 23 on an hour long walk up and down hills through orange, lemon, lime and grapefruit groves of beautiful trees, sampling the fruits along the way. It was a very hot day, but proved to be fun, interesting and educational. Following the walk about, we ended up in a very nice park on the grounds with shade and picnic tables where the Halls were hanging out waiting for us. After eat-



ing, resting and visiting, some stopped at the replica of an old-fashioned roadside fruit stand near the exit/entrance for oranges to go and headed back home. For many, a nap was on the afternoon agenda but a good time was had by all and no 'hard luck' issues were encountered (as far as I know).

A big THANKS to Rick and Louise for their planning and leadership in sharing this hidden "California Golden Park" (to quote Huell Howser).

**Now who wants to plan a future tour? Let our Tour Chairman Frank Reese know.**

(Continued from Page 9) washers around the front edge of the gas tank. Tip the tank slightly up at the front edge and lift it out from under the dash rail support. Remove the gas shutoff valve and the gas gage. Have a Radiator shop Hot Dip it. Then coat the inside with a gas tank sealer. Major Model A parts suppliers have it. You pour it into the tank and roll the tank around to coat all surfaces. This procedure is clearly illustrated and described in the "Model A Ford Mechanics Handbook" . This is the only source I know of that describes removal of both the 28/29 style and 30/31 style gas tank.

-- **Les Andrews**, 1998 Technical Director

[https://mafca.com/tqa\\_e\\_fuel.html](https://mafca.com/tqa_e_fuel.html)

The long awaited Model A Coupe Book is now available for purchase for \$24.95 plus shipping. This book was put together by some of our most dedicated members, Alex and Ruth Janke, Les Andrews and Garth Shreading, with assistance from many others.

This is a superior compilation of all of the articles ever published in *The Restorer* on Model A Coupes, plus some written by Les Andrews and never before published, until now! The book has a terrific introduction written by Alex Janke, which includes all of the data sheets with the original fabric, paint, and stripe combinations available on the various Coupes.

You can purchase your copy from the MAFCA Store, or you can order from MAFCA Headquarters (562) 697-2712 Monday - Friday from 10AM to 4PM Pacific time.



Join us for good food  
and company

Fourth Thursday  
Breakfast Bunch

June 22 8:30 a.m.

Woody's Diner  
7871 Warner Avenue  
Huntington Beach 92647  
714 848-9936

Info: Terry Collings  
714-970-7194

ORANGE COUNTY  
MODEL A FORD  
CLUB

Post Office Box 10595  
Santa Ana, CA 92711

E-mail: info@ocmafc.org

### Next General Meeting

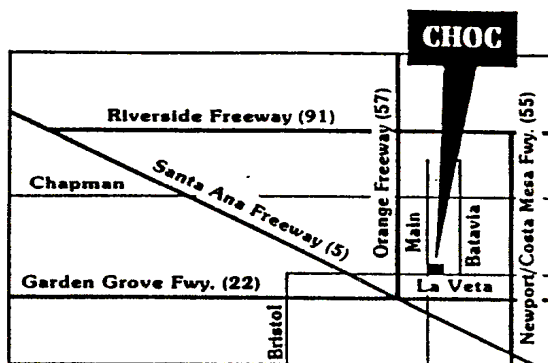
7:30 PM

[Second Thursday of every month]

Next Meeting June 8, 2017

CHOC Hospital Complex

455 South Main Street, Orange, CA



From Main Street, turn east on to Providence Ave. and immediately on your right, enter the structure and park on the second level. Meetings are held in Building 2 in the Wade Education Center-2nd Floor. Access meeting room through the double door entry off the 2nd Floor parking structure

We are on the Web!  
[www.ocmafc.org](http://www.ocmafc.org)



Return Address:  
Post Office Box 10595  
Santa Ana, CA 92711

To:

[Empty rounded rectangular box for recipient address]

*First Class Mail*